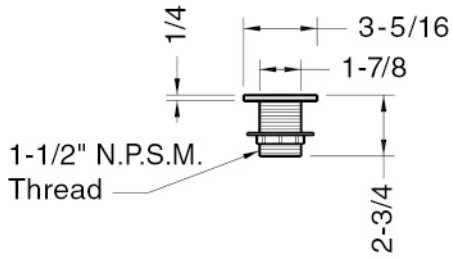
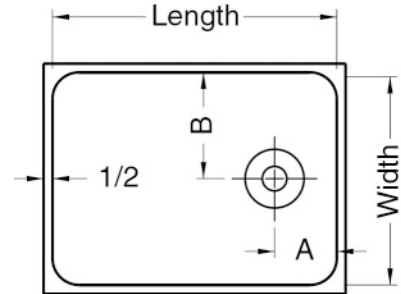


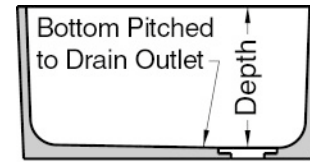
**Laboratory Sinks**  
Epoxy Resin Undermount



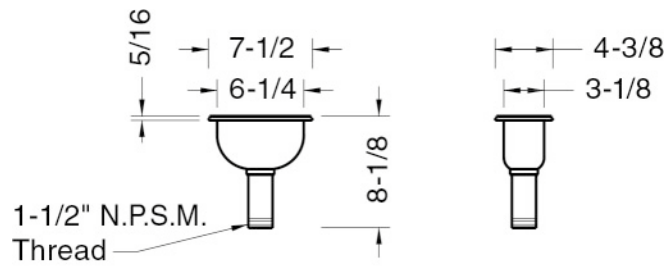
Note: Chart for Undermount Sinks,  
See Next Page



SO3-R OUTLET



SINK



CS4-R CUPSINK

# Laboratory Sinks

## Epoxy Resin Undermount

**DURCON**

Note: Details for Undermount Sinks,  
See Previous Page

NO.	LENGTH (inches)	WIDTH (inches)	DEPTH (inches)	DIM. A (inches)	DIM. B (inches)	WEIGHT (lbs.)
2	12	6	6	6	3	21
5	14	10	6	3-1/2	5	27
16	15-3/4	13-3/4	7-7/8	7-7/8	6-7/8	41
10	16	8	7	3-1/2	4	27
15C	16	12	8	8	6	39
15	16	12	8	3-1/2	6	39
22	18	6-1/2	6	9	3-1/4	27
24	18	14	10-1/2	9	7	43
31	18-3/8	17-5/8	16	5-3/4	4-1/4	86
32	18-3/4	18	21-1/8	5-7/8	4-1/4	87
34	20	20	12	10	10	60
33E	21	17	10	4-1/2	8-1/2	62
33C	21	17	10	10-1/2	8-1/2	62
35	21	18	10	4-1/2	9	66
40	21-1/2	15-1/2	7	4	4	52
45	21-1/2	15-1/2	11	4	4	69
49	22	14-1/4	10-5/8	4-1/4	10-3/4	64
43	22-1/2	10-1/2	7-3/8	11-1/4	5-1/4	40
51	24	16	10	4	8	67
56	24	16	12	12	8	68
50C	24	16	8	12	8	59
52	24	18	10-3/4	4	9	67
53	24-1/16	18-1/8	16-3/4	4-1/4	9-1/4	95
58	27-3/4	14-3/4	8	11-1/2	7-1/2	61
59	28	15	12	11-1/2	7-1/2	75
61	30	18	18	15	9	151
62	31	21	10	15-1/2	10-1/2	98
63	31	17	10	4	8-1/2	82
64	31	21	12	15-1/2	10-1/2	105
65	35-1/2	19-1/2	10	17-3/4	9-3/4	100
66	35-3/4	19-3/4	12	17-3/4	9-3/4	120
67	36	20	16	18	10	128
75	42	20	10	21	10	136
76	42-1/8	20	12	21-1/8	10	172
77	42-1/2	20-1/8	16	21-1/4	10-1/8	222
70	42-3/4	14-3/4	8	21-3/8	7-3/8	105
71	43	15	11	21-1/2	7-1/2	118
72	43-1/4	15-1/4	16	21-5/8	7-5/8	189
SO3-R						1
CS4-R						2